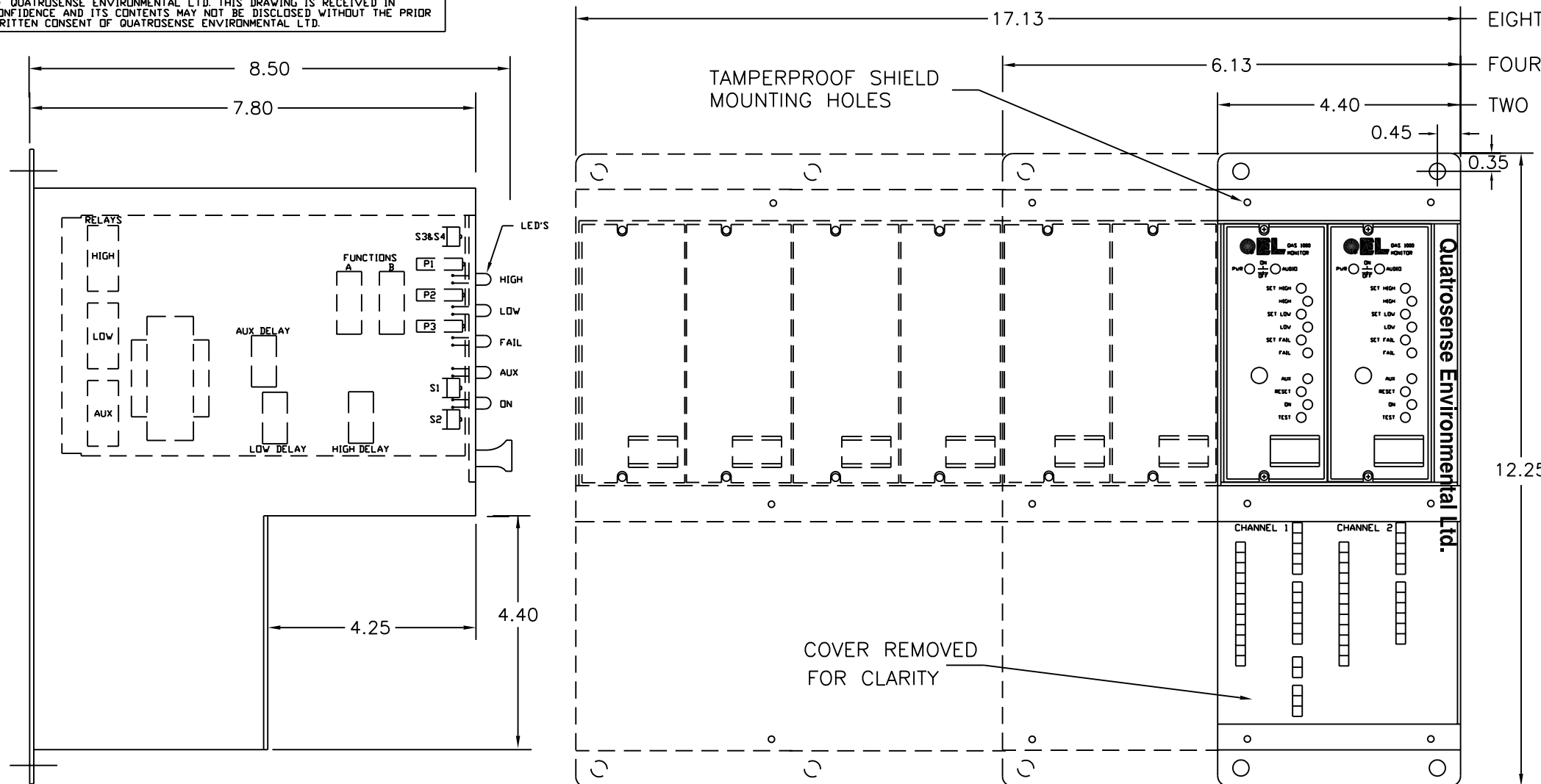


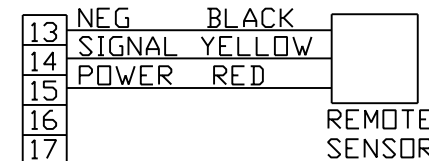
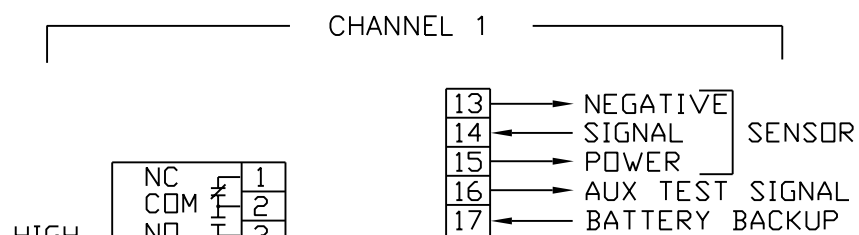
THIS DRAWING CONTAINS INFORMATION WHICH IS THE PROPRIETARY PROPERTY OF QUATROSENSE ENVIRONMENTAL LTD. THIS DRAWING IS RECEIVED IN CONFIDENCE AND ITS CONTENTS MAY NOT BE DISCLOSED WITHOUT THE PRIOR WRITTEN CONSENT OF QUATROSENSE ENVIRONMENTAL LTD.

REVISIONS						
REV	ECO	DESCRIPTION	DATE	DRN	CHK	APVD
--	---	DWG No. NG.1	90-10	MS		
A	---	NEW RELEASE/NEW DDC No.	96-02-05	MS	BC	RD
B	137	UPDATE TEMPERATURE	97-11-21	YD		

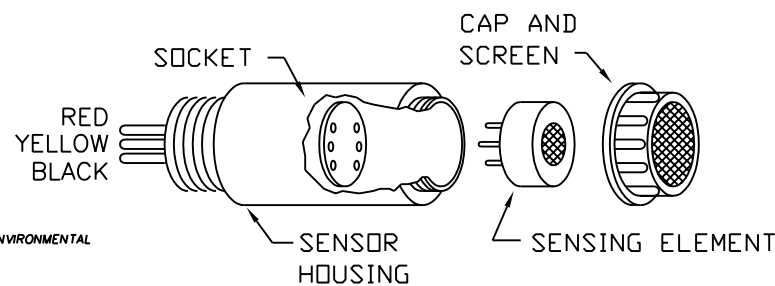


**SPECIFICATIONS:**

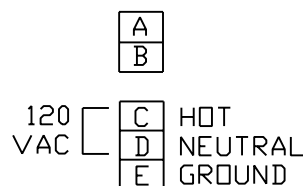
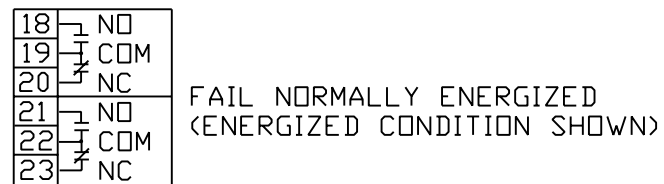
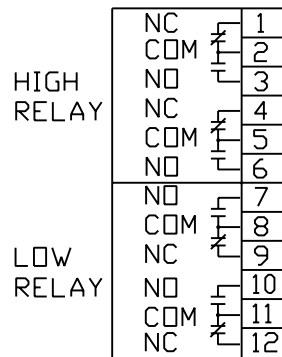
- POWER SUPPLY**  
120 VAC, +10%-15%, 50 to 60 Hz  
5 VA per Module
- RELAYS**  
240 VAC/30 VDC  
5 Amps Res./3.7 Amps Ind.
- ALARM SETTINGS (STANDARD)**  
Low Setpoint: 500 PPM Freon R-11  
High Setpoint: 1000 PPM Freon R-11
- SENSOR**  
Solid State 1-5 VDC Remote Sensor
- ENVIRONMENT**
- CONTROLLER**  
Temperature: -4°F to 122°F (-20°C to 50°C)  
Humidity: 0 to 99 % Non-Condensing
- SENSOR**  
Temperature: -22°F to 104°F (-30°C to 40°C)  
Humidity: 0 to 90 % Non-Condensing
- SENSOR MOUNTING**  
1 ft (0.31m) above floor.  
Do not mount near fans or doors where high velocity drafts occur or where clean air enters.
- CABLE ENTRY**  
1/2" Conduit entry holes supplied from bottom
- ENCLOSURE**  
18 Gauge steel, Grey, NEMA 1
- WIRE**  
Connection: Terminal block,  
Size: Min. 24 AWG (Ø0.51 mm)  
Size: Max. 14 AWG (Ø1.6 mm)
- LISTING/APPROVALS**  
CSA, C22.2 - No. 205, UL recognized DPDT relays
- PANEL SIZE**  
2 Channel QCP-52000X-0000000  
4 Channel QCP-54000X-0000000  
8 Channel QCP-58000X-0000000
- PAINTING**  
When painting in the area, turn unit OFF,  
seal sensor opening with masking tape.



WIRING CONNECTION FOR SOLID STATE SENSOR



QUATROSENSE ENVIRONMENTAL LIMITED



SOCKET IDENTIFICATION

DRN	M. SIRDIS	95-09-20	QUATROSENSE ENVIRONMENTAL LTD			
CHK	B. CURRIE	96-02-05	RICHMOND, ONTARIO, CANADA			
DSGN	B. CURRIE	95-03-16	MULTI-CHANNEL QAS-1000 SERIES			
APVD	----	----	QAS-10026X-0000000			
Q.A.	----	----	FREON R-11			
APPLICATION			SIZE	TYPE	DWG NO	REV
-----			B	ID	22050.006	B
DIMENSIONS ARE IN INCHES. DIMENSIONS IN PARENTHESES ARE IN MILLIMETERS AND SHOWN FOR REFERENCE ONLY			SCALE	FILENAME:	225006B.DWG	0 SHEET 1 OF 1